

Introductory sub-table (I)(a)


Name of the Company: PATELS AIRTEMP (INDIA) LIMITED			
Scrip Code, Name of the scrip, class of security: 517417			
Quarter ended: 31.12.2012			
Partly paid-up shares:-	No. of partly paid-up shares	As a % of total no. of partly paid-up shares	As a % of total no. of shares of the company
Held by promoter/promoter group	0	0	0
Held by public	0	0	0
Total	0	0	0
Outstanding convertible securities:-	No. of outstanding securities	As a % of total no. of outstanding convertible securities	As a % of total no. of shares of the company, assuming full conversion of the convertible securities
Held by promoter/promoter group	0	0	0
Held by public	0	0	0
Total	0	0	0
Warrants:-	No. of warrants	As a % of total no. of warrants	As a % of total no. of shares of the company, assuming full conversion of warrants
Held by promoter/promoter group	0	0	0
Held by public	0	0	0
Total	0	0	0
Total paid-up capital of the company, assuming full conversion of warrants and convertible securities	5070240		




PATELS AIRTEMP (INDIA) LIMITED

Statement Showing Shareholding Pattern as on 31.12.2012

Scrip Code: 517417			Table (I)(a)		Total shareholding as a percentage of total number of shares		Shares Pledged or otherwise encumbered	
Category code	Category of Shareholder	Number of Shareholders	Total number of shares	Number of shares held in dematerialized form	Total shareholding as a percentage of total number of shares		Shares Pledged or otherwise encumbered	
					As a percentage of(A+B) ¹	As a percentage of (A+B+C)	Number of shares	As a percentage
(I)	(II)	(III)	(IV)	(V)	(VI)	(VII)	(VIII)	(IX)= (VIII)/(IV)*100
(A)	Shareholding of Promoter and Promoter Group							
1	Indian							
(a)	Individuals/ Hindu Undivided Family	15	1213121	1213121	23.9263	23.9263	0	0.0000
(b)	Central Government/ State Government(s)	0	0	0	0.0000	0.0000	0	0.0000
(c)	Bodies Corporate	0	0	0	0.0000	0.0000	0	0.0000
(d)	Financial Institutions/ Banks	0	0	0	0.0000	0.0000	0	0.0000
(e)	Group Companies	1	713750	713750	14.0772	14.0772	0	0.0000
	Sub Total(A)(1)	16	1926871	1926871	38.0035	38.0035	0	0.0000
2	Foreign							
a	Individuals (Non-Residents Individuals/ Foreign Individuals)	0	0	0	0.0000	0.0000	0	0.0000
b	Bodies Corporate	0	0	0	0.0000	0.0000	0	0.0000
c	Institutions	0	0	0	0.0000	0.0000	0	0.0000
d	Qualified Foreign Investor	0	0	0	0.0000	0.0000	0	0.0000
e	Any Others(Specify)	0	0	0	0.0000	0.0000	0	0.0000
	Sub Total(A)(2)	0	0	0	0.0000	0.0000	0	0.0000
	Total Shareholding of Promoter and Promoter Group (A)= (A)(1)+(A)(2)	16	1926871	1926871	38.0035	38.0035	0	0.0000




(B)	Public shareholding							
1	Institutions							
(a)	Mutual Funds/ UTI	0	0	0	0.0000	0.0000	0	0.0000
(b)	Financial Institutions / Banks	0	0	0	0.0000	0.0000	0	0.0000
(c)	Central Government/ State Government(s)	0	0	0	0.0000	0.0000	0	0.0000
(d)	Venture Capital Funds	0	0	0	0.0000	0.0000	0	0.0000
(e)	Insurance Companies	0	0	0	0.0000	0.0000	0	0.0000
(f)	Foreign Institutional Investors	0	0	0	0.0000	0.0000	0	0.0000
(g)	Foreign Venture Capital Investors	0	0	0	0.0000	0.0000	0	0.0000
(h)	Qualified Foreign Investor	0	0	0	0.0000	0.0000	0	0.0000
(i)	Any Other (specify)	0	0	0	0.0000	0.0000	0	0.0000
	Sub-Total (B)(1)	0	0	0	0.0000	0.0000	0	0.0000
B 2	Non-institutions							
(a)	Bodies Corporate	167	183491	180641	3.6190	3.6190	0	0.0000
(b)	Individuals							
I	Individuals -i. Individual shareholders holding nominal share capital up to Rs 1	7196	2009692	1839618	39.6370	39.6370	0	0.0000
II	ii. Individual shareholders holding nominal share capital in excess of Rs. 1	28	820403	820403	16.1808	16.1808	0	0.0000
(c)	Qualified Foreign Investor	0	0	0	0.0000	0.0000	0	0.0000
(d)	Trusts	1	1000	1000	0.0197	0.0197	0	0.0000
(d-i)	Clearing Member	21	5850	5850	0.1154	0.1154	0	0.0000
(d-ii)	Non Resident Indians (REPAT)	91	122933	122933	2.4246	2.4246	0	0.0000
	Sub-Total (B)(2)	7504	3143369	2970445	61.9965	61.9965	0	0.0000
(B)	Total Public Shareholding (B)= (B)(1)+(B)(2)	7504	3143369	2970445	61.9965	61.9965	0	0.0000
	TOTAL (A)+(B)	7520	5070240	4897316	100.0000	100.0000	0	0.0000
(C)	Shares held by Custodians and against which Depository Receipts have been issued							
1	Promoter and Promoter Group	0	0	0	0.0000	0.0000	0	0.0000
2	Public	0	0	0	0.0000	0.0000	0	0.0000
	Sub-Total (C)	0	0	0	0.0000	0.0000	0	0.0000
	GRAND TOTAL (A)+(B)+(C)	7520	5070240	4897316	0.0000	100.0000	0	0.0000



(I)(b) Statement showing holding of securities (including shares, warrants, convertible securities) of persons belonging to the category "Promoter and Promoter Group" as on 31.12.2012

Sr. No.	Name of the shareholder	Details of Shares held		Encumbered shares (*)			Details of warrants		Details of convertible securities		Total shares (including underlying shares assuming full conversion of warrants and convertible securities) as a % of diluted share capital
		Number of shares held	As a % of grand total (A)+(B)+(C)	No.	As a percentage	As a % of grand total (A)+(B)+(C) of sub-clause (I)(a)	Number of warrants held	As a % total number of warrants of the same class	Number of convertible securities held	As a % total number of convertible securities of the same class	
(I)	(II)	(III)	(IV)	(V)	(VI)=(V)/(III)*100	(VII)	(VIII)	(IX)	(X)	(XI)	(XII)
1	Therm Flow Engineers Pvt. Ltd.	713750	14.0772	0	0.00	0.00	0	0	0	0	0
2	Devidas Chelaram Narumalani	290145	5.7225	0	0.00	0.00	0	0	0	0	0
3	Patel Prakash Narayanbhai	280000	5.5224	0	0.00	0.00	0	0	0	0	0
4	Narendrabhai Gopalbhai Patel	268500	5.2956	0	0.00	0.00	0	0	0	0	0
5	Patel Narayanbhai Gangaram	205000	4.0432	0	0.00	0.00	0	0	0	0	0
6	Patel Sitaben Narayanbhai	55000	1.0848	0	0.00	0.00	0	0	0	0	0
7	Narendra Gopal Patel	35301	0.6962	0	0.00	0.00	0	0	0	0	0
8	Patel Narayanbhai Gangaram	17700	0.3491	0	0.00	0.00	0	0	0	0	0
9	Sanjiv Narayanbhai Patel	16000	0.3156	0	0.00	0.00	0	0	0	0	0
10	Aarty P. Patel	14000	0.2761	0	0.00	0.00	0	0	0	0	0
11	Zinnia Narendra Patel	6675	0.1317	0	0.00	0.00	0	0	0	0	0
12	Rashmika Narendra Patel	6525	0.1287	0	0.00	0.00	0	0	0	0	0
13	Pushpa D. Narumalani	5775	0.1139	0	0.00	0.00	0	0	0	0	0
14	Prakash N. Patel	5000	0.0986	0	0.00	0.00	0	0	0	0	0
15	Kanayalal Gagandas Narumalar	3750	0.0740	0	0.00	0.00	0	0	0	0	0
16	Khushal Gagandas Narumalani	3750	0.0740	0	0.00	0.00	0	0	0	0	0
TOTAL		1926871	38.0035	0	0.00	0.00	0	0	0	0	0



PATELS AIRTEMP (INDIA) LIMITED- BSE Scrip Code: 517417

(I)(c)(i) Statement showing holding of securities (including shares, warrants, convertible securities) of persons belonging to the category "Public" and holding more than 1% of the total number of shares as on 31.12.2012


Sr. No.	Name of the shareholder	Number of shares held	Shares as a percentage of total number of shares {i.e., Grand Total (A)+(B)+(C) indicated in Statement at para (I)(a) above}	Details of warrants		Details of convertible securities		Total shares (including underlying shares assuming full conversion of warrants and convertible securities) as a % of diluted share capital
				Number of warrants held	As a % total number of warrants of the same class	Number of convertible securities held	% w.r.t total number of convertible securities of the same class	
1	Samir Javeri	88000	1.7356	0	0	0	0	0
2	Sharad Kanayalal Shah	61000	1.2031	0	0	0	0	0
3	Vishnubhai V Patel	59912	1.1816	0	0	0	0	0
4	SCIL Ventures Limited	54503	1.0750	0	0	0	0	0
TOTAL		263415	5.1953	0	0	0	0	0



PATELS AIRTEMP (INDIA) LIMITED- BSE Scrip Code: 517417

(I)(c)(ii) Statement showing holding of securities (including shares, warrants, convertible securities) of persons (together with PAC) belonging to the category "Public" and holding more than 5% of the total number of shares of the company as 31.12.2012

Sr. No.	Name(s) of the shareholder(s) and the Persons Acting in Concert (PAC) with them	Number of shares	Shares as a percentage of total number of shares {i.e., Grand Total (A)+(B)+(C) indicated in Statement at para (I)(a) above}	Details of warrants		Details of convertible securities		Total shares (including underlying shares assuming full conversion of warrants and convertible securities) as a % of diluted share capital
				Number of warrants	As a % total number of warrants of the same class	Number of convertible securities held	% w.r.t total number of convertible securities of the same class	
1	NIL	0	0.00	0	0	0	0	0
2	NIL	0	0.00	0	0	0	0	0
3	NIL	0	0.00	0	0	0	0	0
4	NIL	0	0.00	0	0	0	0	0
TOTAL		0	0.00	0	0	0	0	0



PATELS AIRTEMP (INDIA) LIMITED- BSE Scrip Code: 517417

(I)(d) Statement showing details of locked-in shares as on 31.12.2012

Sr. No.	Name of the shareholder	Number of locked-in shares	Locked-in shares as a percentage of total number of shares [i.e., Grand Total (A)+(B)+(C) indicated in Statement at para (I)(a)]
1	Nil	0	0.00
2	Nil	0	0.00
TOTAL		0	0.00

(II)(a) Statement showing details of Depository Receipts (DRs) as on 31.12.2012

Sr. No.	Type of outstanding DR (ADRs, GDRs, SDRs, etc.)	Number of outstanding DRs	Number of shares underlying outstanding DRs	Shares underlying outstanding DRs as a percentage of total number of shares [i.e., Grand Total (A)+(B)+(C) indicated in Statement at para (I)(a) above]
1	GDRs	0	0	0.00
TOTAL		0	0	0.00

(II)(b) Statement showing holding of Depository Receipts (DRs), where underlying shares held by "promoter/promoter group" are in excess of 1% of the total number of shares as on 31.12.2012

Sr. No.	Name of the DR Holder	Type of outstanding DR (ADRs, GDRs, SDRs, etc.)	Number of shares underlying outstanding DRs	Shares underlying outstanding DRs as a percentage of total number of shares [i.e., Grand Total (A)+(B)+(C) indicated in Statement at para (I)(a) above]
1	Nil	Nil	0	0.00
2	Nil	Nil	0	0.00
TOTAL		Nil	0	0.00

